

## ProfiPress T Next Generation

WEINIG ProfiPress T Next Generation  
Perfectly adapted to the industrial  
manufacturing of solid wood panels





# WEINIG ProfiPress T Next Generation

## Perfectly adapted to the industrial manufacturing of solid wood panels

Make your everyday production easier with flexible routines. ProfiPress T is our cycle press with cross feeding for wood lengths of 400 up to 6,400 mm.

Thanks to a sophisticated technology, panels of different lengths and widths can be pressed at the same time during one cycle. Up to six pressing tracks are possible within one cycle which leads to a maximum flexibility at a high performance. The usual WEINIG quality comes as a matter of course. You can determine the specification of your machine by yourself. You will benefit from various possibilities to upgrade the ProfiPress T in a modular way – even at later stages!

### Principle technical data

Pressing bed size	Length 2,500 - 6,400 mm x width 1,300 mm
Lamella width	30 - 150 mm fix or variable
Panel length	400 - 6,400 mm
Panel width	> 100 mm, freely selectable
Timber species	Hardwood and softwood
Glue type	All types of glue suitable for radio frequency
Radio frequency	20 - 80 kW
Performance	250 - 1,200 m <sup>2</sup> / shift

### Intelligent heating technology

The radio frequency technology reduces pressing times and leads to completely cured joints free from tension.

### Optional


Fully automatic radio frequency control for optimum energy input.



### 1 Precise glue application

For an exact application of glue bead.


- First-class gluing quality
- Reduction of glue consumption of up to 50 %
- Less soiling of the press
- Reduced pressing times



### 2 Positioning stop with packaging

Automatically travelling positioning stop for multi-track operation with a perfect alignment of the lamellas.

A servo-controlled packaging unit collects the lamellas at highest speed and exactly aligns at the same time.



### 3 Down-holders

The down-holders guarantee an optimum and troublefree collection of the lamellas onto the assembling table and prevent an overlapping of the lamellas.



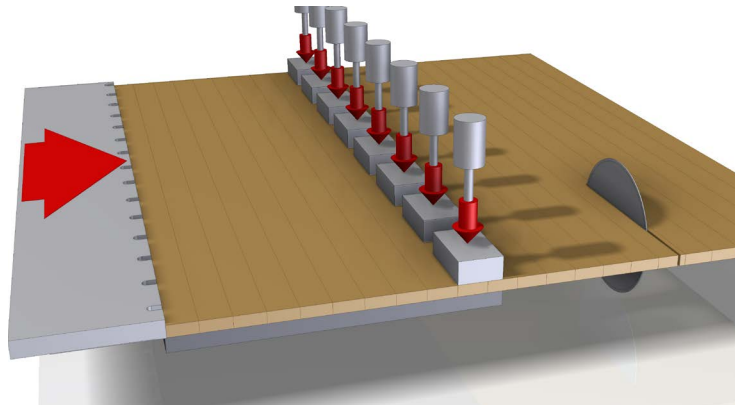
### 4 Cutting

In parallel with the glued joint, a subsequent saw cuts the endless glued panel to the required width. A second saw cuts the panels to length.




## Proven Dimter technology

Hydraulic pressing unit at the front and individual brake and pressing elements at the rear ensure full pressure on all joints. This technology allows you to produce endless panels which then can be cut to the required width by the cross saw.




## Independant from timber thickness

The pressing bar and the top pressure elements slide into each other and automatically adapt themselves to any new timber thickness. This facilitates operation and increases actual production time. Guarantees a continuous pressing power, straight edges and a parallel alignment of the lamellas.



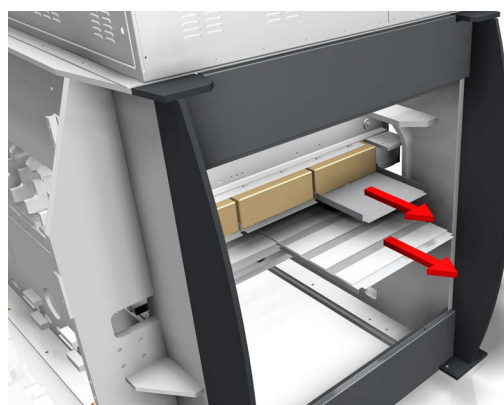
## Automatic unloading and reloading of the press

Synchronously moving belts discharge and fill the press automatically. This reduces considerably idle times when the press is adjusted to thickness.



## Removeable profiled stainless steel sheet elements in the pressing bed

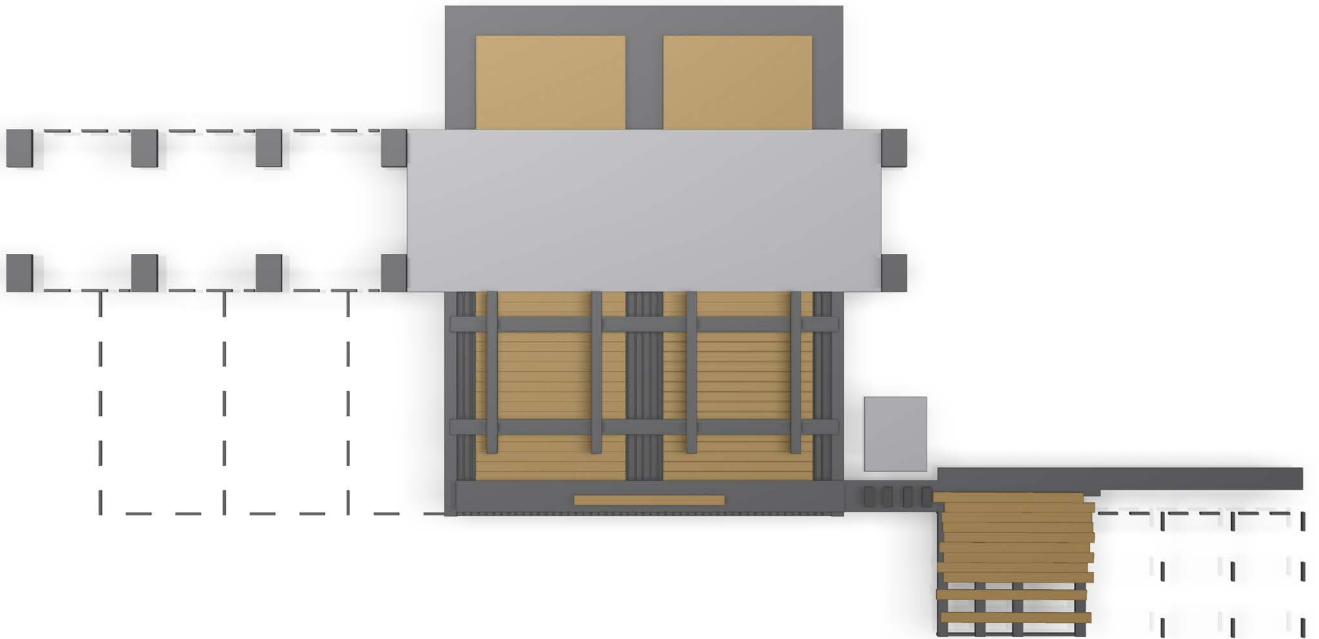
Quick and easy cleaning of the pressing bed thanks to individually removeable elements. Removal and replacement only takes a few minutes.






## Overview on the different models of the line of products

- 2500
- 3600
- 5400
- 6400



## Panel gluing plant

1. Gluing station
2. Assembling table
3. Press
4. Cross saw
5. Length saw



Subject to technical modifications. The information and illustrations in this brochure also include extras which are not part of the standard package. Protective coverings may have been removed for purposes of photography.

# ProfiPress T Next Generation

---



**WEINIG GROUP**

[sales@weinig.com](mailto:sales@weinig.com)  
[www.weinig.com](http://www.weinig.com)